











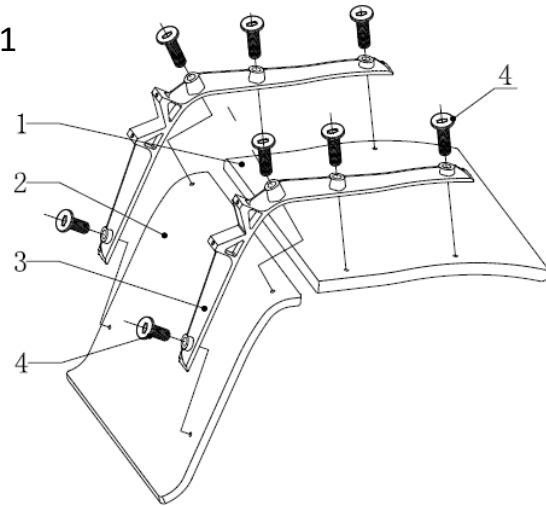


Summit Seating Assembly Instructions

By Airport Seating Alliance

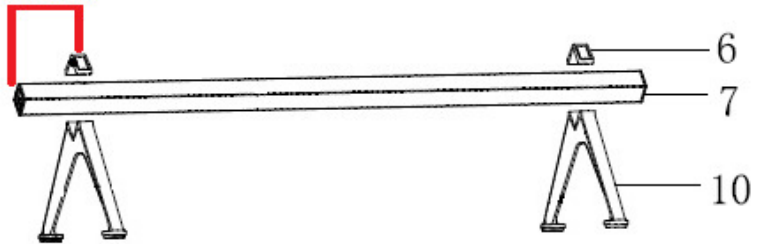
No.	Part		Qty
1		PU Back	3
2		PU Seat	3
3		Seat Trim	6
4		M6 x 35	24
5		Arm	2
6		Seat Cap	10
7		Beam	1
8		M8 Washer	20
9		M8 x 25	20
10		Leg	2

Step 1

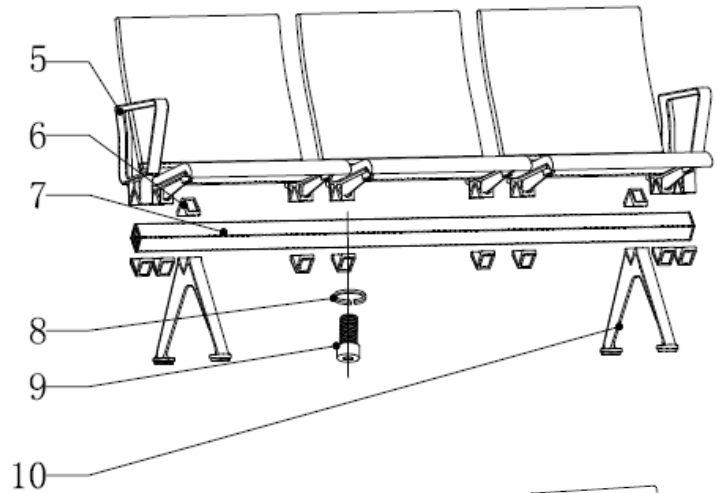


Step 2

6 inches



Step 3



Complete Product

